

*A Lincoln*

PRESIDENT LINCOLN'S COTTAGE  
AT THE SOLDIERS' HOME

# SCHOOL PROGRAMS

2013-2014



[www.lincolncottage.org](http://www.lincolncottage.org)

## PRESIDENT LINCOLN'S COTTAGE

is located on a picturesque hilltop in Northwest Washington, DC. During the Civil War, President Lincoln and his family resided here from June to November of 1862, 1863 and 1864. While living at the Cottage, Lincoln developed his Emancipation Proclamation and plotted Union wartime strategies.

Opened to the public for the first time in 2008, President Lincoln's Cottage reveals Abraham Lincoln's presidency and private life—where it happened. Walking in President Lincoln's footsteps, visitors gain insight into his most influential ideas and decisions.

Lincoln's country home offers students of all ages a remarkable window into Lincoln's life as father, husband, and commander-in-chief. Our unique, multimedia guided tour uses historical voices and images to bring to life the challenges Lincoln faced as president and the evolution of his emancipation strategies.

A visit to President Lincoln's Cottage inspires young minds to consider the example of Lincoln's leadership and character, and his impact on students' lives today. Abraham Lincoln's personality, wartime decision making, political maneuvers, and relationships with family, friends, and colleagues come to life for students and teachers through education programs at President Lincoln's Cottage.

*Our guide did an amazing job of keeping the students engaged in various activities that appealed to a variety of learners. You have exceptional guides who know how to make the subject matter accessible to students. Thanks for helping my class see the power of their big ideas and for making this trip so meaningful. Even the teachers learned something new!*

10TH GRADE TEACHER, PORTLAND, OR

# LEARNING

## AT PRESIDENT LINCOLN'S COTTAGE

### ON-CAMPUS PROGRAMS

are available for students in kindergarten through 12th grade and include a specialized tour of the Cottage and an interactive program component that meet Common Core and national standards of learning. Educator materials and lesson plans are available to prepare your students for their visit to President Lincoln's Cottage, provide logistical information for your on-site experience, and help facilitate meaningful post-program reflection. To download, visit our website at [www.lincolncottage.org](http://www.lincolncottage.org).

Additionally, the site offers distance learning programs that can be used in the classroom or computer lab for 4th–12th grade.

### REGISTRATION

To register for an education program at President Lincoln's Cottage, download a Reservation Application and Tour Guidelines packet from our website: [www.lincolncottage.org/visit/education](http://www.lincolncottage.org/visit/education).

When planning your student or teacher visit, please keep the following in mind:

- ◆ 3 weeks advanced reservations required.
- ◆ Send the complete form as an email attachment to [LincolnEd@savingplaces.org](mailto:LincolnEd@savingplaces.org) or send via fax to 202.829.0437.

- ◆ Submitting the application does not mean your program is confirmed.
- ◆ Upon receipt of the application, the Education Department at President Lincoln's Cottage will contact you within 48 hours to either confirm or reschedule your program.

Confirmation emails are sent between 9am–5pm on weekdays only.

- ◆ Ample, on-site bus parking is available at no charge.
- ◆ Picnic tables are available on a first-come, first-served basis.

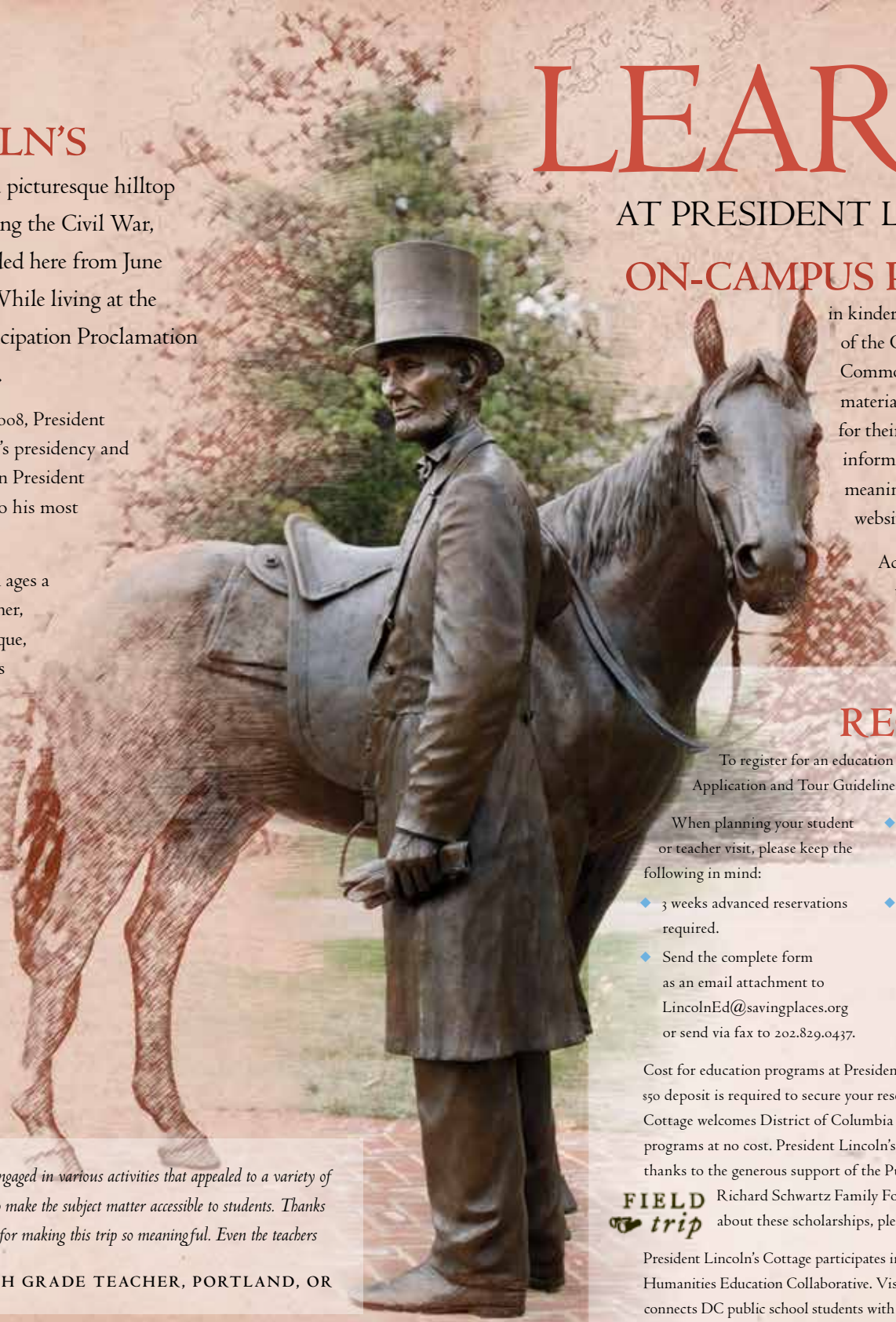


Cost for education programs at President Lincoln's Cottage is \$7 per student. A nonrefundable \$50 deposit is required to secure your reservation; final payment is due one week in advance of your visit. The Cottage welcomes District of Columbia Public Schools and Public Charter Schools to participate in its programs at no cost. President Lincoln's Cottage is pleased to offer program and transportation scholarships thanks to the generous support of the Pulvermann Trust, the Newburger-Schwartz Family Foundation, the



Richard Schwartz Family Foundation, and Field Trip from Niantic Labs @Google. To inquire about these scholarships, please contact the Education Department at [LincolnEd@savingplaces.org](mailto:LincolnEd@savingplaces.org).

President Lincoln's Cottage participates in the Arts for Every Student Program, an initiative of the DC Arts and Humanities Education Collaborative. Visit [www.dccollaborative.org](http://www.dccollaborative.org) to learn more about this organization that connects DC public school students with cultural and arts organizations around the city.



# CORE EDUCATION PROGRAMS

GRADES K-12

All programs include a hands-on component in the Robert H. Smith Visitor Education Center and a modified tour of President Lincoln's Cottage.

## LINCOLN'S HAT

Grades K-3     



As a young man, Abraham Lincoln began forming his ideas on issues such as justice and freedom. As he grew, so too did his ideas. While living at the Cottage, President Lincoln developed his ideas on the Civil War and emancipation, and turned these into action. In *Lincoln's Hat*, students discover the ideas that President Lincoln developed from notes he stored inside his signature stovepipe hat. Lincoln's unique note-taking practice serves as a model to students as they develop their own creative ideas and problem-solving skills on everyday decisions and complex issues. Following a reading of the book *Abe Lincoln's Hat*, a hands-on activity

provides students with a special place to keep their own powerful ideas.

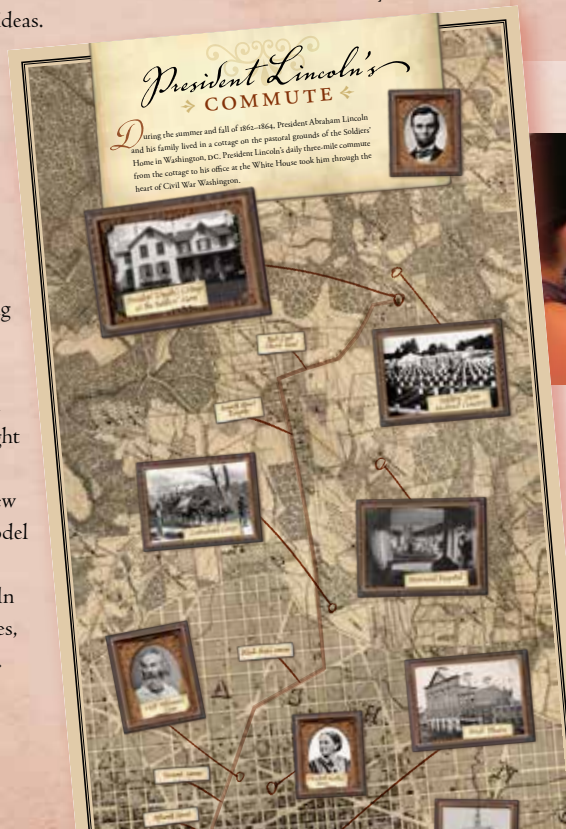
*Program typically lasts 1.5 hours.*

## I SEE THE PRESIDENT






Grades 4-5     

During the Civil War, President Lincoln commuted daily from the Cottage through the heart of Civil War Washington to the White House. Along the way, Lincoln encountered soldiers heading for the front lines; self-emancipated men, women, and children living in contraband camps; wounded soldiers; and Washington residents, such as Walt Whitman. These diverse people influenced Lincoln and his ideas on the Civil War and emancipation and taught him lessons that are still relevant to today's students. Lincoln's desire to exchange ideas with those around him in order to gain new perspectives and better understand important issues serves as a model to young minds as they learn to respect each other's ideas. In *I See the President*, students take on the role of the people President Lincoln interacted with on his daily commute, analyze their personal stories, and write a fable that teaches their classmates an important lesson.




*Program typically lasts 2 hours but can be modified into a shorter program.*



Curriculum areas met by Cottage programs:

-  Art/Visual Arts
-  Social Sciences/Studies
-  Technology
-  Geography
-  Language Arts

## LINCOLN'S TOUGHEST DECISIONS: DEBATING EMANCIPATION

Grades 6-12, College Students, and Adults   



Abraham Lincoln's presidency was marked by the development of big ideas and nation-changing actions. A key element of Lincoln's collaborative process was to consult the ideas of those around him while leading the country through turmoil toward a new birth of freedom. Lincoln's approach provides a model for students to develop their own decision-making skills as they strive to understand the value of conflicting ideas and building support to achieve positive change in modern society. In *Lincoln's Toughest Decisions: Debating Emancipation* — an award-winning program that puts students in the role of President Lincoln's closest advisors — students use touch screen monitors to explore historical documents and recreate the heated discussions that President Lincoln had with his Cabinet over emancipation.

*Program typically lasts 1.5 hours but can be modified into a shorter program.*

## STUDENTS OPPOSING SLAVERY

Grades 9-12

Students Opposing Slavery (SOS) is a grassroots youth engagement program that encourages high school students to join the fight to end modern slavery. This network of modern abolitionists raises awareness on modern slavery and helps students develop the tools they need to continue Lincoln's fight for freedom in their own communities.



For more information on how you and your students can be involved in SOS and the 2014 SOS International Summit, contact Callie Hawkins at [CHawkins@savingplaces.org](mailto:CHawkins@savingplaces.org).

## FOR EDUCATORS



## LIVING LINCOLN: A WORKSHOP FOR TEACHERS

During his presidency, Abraham Lincoln developed a unique leadership style that continues to resonate with today's leaders. In *Living Lincoln: A Workshop for Teachers*, a museum educator facilitates an interactive workshop for school leaders that uses Lincoln's pragmatic style as a model for helping students develop the skills they need to be effective leaders. In this workshop, educators receive a

customized tour of the Cottage, a resource packet of reflection activities and lesson plans, and an introduction to *Lincoln's Toughest Decisions: Debating Emancipation*.

## CIVIL WAR WASHINGTON TEACHER FELLOWS

The Civil War Washington Museum Consortium, including President Lincoln's Cottage, Ford's Theatre Society, Frederick Douglass National Historic Site, and Tudor Place Historic House and Garden, offers week-long, summer workshops for educators. These workshops provide a place-based approach to exploring Washington during the Civil War, as teachers spend time at each participating site, discover Civil War neighborhoods through walking tours, and leave with an array of resources to use in their classrooms. For more information on the *Civil War Washington Teacher Fellows* program, please contact [LincolnEd@savingplaces.org](mailto:LincolnEd@savingplaces.org).

## EXERCISE

# DEBATING LIBERTY

This exercise was developed by Kathryn Notarpole, a 7th grade teacher in Arizona, as part of her final project for the 2013 Civil War Washington Teacher Fellows program. *Debating Liberty* is designed for students in grades 7–12. To find a complete lesson plan and materials, please visit [www.lincolncottage.org/visit/education](http://www.lincolncottage.org/visit/education).

## ESSENTIAL QUESTIONS

What is the definition of liberty?

To whom did liberty apply in the 1860s?

How do you protect the liberties of all people?

## TIME

Three, 55 minute class periods

## MATERIALS

- ◆ Sheep and Wolf Liberty poster (on reverse of this brochure)
- ◆ Address at a Sanitary Fair, President Abraham Lincoln, Baltimore, MD, April 18, 1864
- ◆ Excerpts from the United States Constitution
- ◆ Confiscation Act of 1861
- ◆ Militia Act of 1862
- ◆ Emancipation Proclamation, January 1863
- ◆ 13th Amendment, 1865

## STANDARDS ALIGNMENT

- ◆ CCSS.ELA-Literacy.WHST.6-8.1 Write arguments focused on discipline-specific content.
- ◆ CCSS.ELA-Literacy.RL.7.1 Cite several pieces of textual evidence to support analysis of what the text says explicitly as well as inferences drawn from the text.
- ◆ CCSS.ELA-Literacy.RL.7.2 Determine a theme or central idea of a text and analyze its development over the course of the text; provide an objective summary of the text.

*The Baltimore Sanitary Fair was a joint fundraiser for the US Sanitary Commission and the Christian Commission — precursors to the Red Cross, which raised money to provide services to Union troops.*



Interior of the Maryland Institute, April 1864



## CLASS 1 INTRODUCTION

Project will be described and timeline developed with the students. Teacher will share Lincoln's parable of the Sheep and the Wolf and students will discuss as a class the meaning of liberty in terms of America during the Civil War. The class will also receive their groups and documents and begin document analysis.

Students are divided into groups with the goal of analyzing primary sources to support the side they are given in the debate. Students will then be required to write an argumentative essay supporting the side of their choice after participating in the debate.

Teacher shares the essential questions for the activity and then reads Abraham Lincoln's Address at a Sanitary Fair to discuss his parable about the sheep and the wolf. Discuss as a class the general meaning of this parable and the essential questions.

## DIVISION OF STUDENTS

Students are divided into 3 groups of 9-10 students with the following perspectives:

- ◆ Legislation supports liberty
- ◆ Legislation limits liberty
- ◆ Judges for the court

Groups 1 and 2 are tasked with analyzing all the documents from the perspective that they support or limit liberty. Each student will create a "note page" to use during the debate.

The Judges group is tasked with analyzing each document and creating questions for both sides to answer during the debate. They need to look at the documents from both positions without including their opinion.

## CLASS 2 DEVELOPMENT

Groups will analyze their documents and create arguments to support their position on liberty.

Students return to their groups to continue analyzing documents and preparing for their Pro Se Court. Students will collaborate with their group members keeping in mind that during the debate they will have to support their position with their own information and notes.

*A Pro Se Court is a form of debate that requires every student to participate in a small, one-on-one debate, with a judge deciding the winner.*

## CLASS 3 PRESENTATION

Students will be divided into a Pro Se Court setting where they will debate their position on liberty with the opposing side.

- ◆ Students are divided into 10 courts. Each court contains one judge, one supporter of the legislation, and one who is against it.
- ◆ Students are given 25 minutes to debate legislation supporting or denying liberty. The judge will help move the debate along by questioning both sides as well as by keeping order in the court.
- ◆ Each judge will have a minute to decide who "won" the case. These decisions will be shared with the class for a discussion on which arguments helped with that decision.

**FIELD** President Lincoln's Cottage is grateful to the Pulvermann Trust, the Newburger-Schwartz Family Foundation, the Richard Schwartz Family Foundation, and Field Trip from Niantic Labs (@Google for their generous support of youth education programs.



*Abner*

PRESIDENT LINCOLN'S COTTAGE  
AT THE SOLDIERS' HOME

## UPCOMING EDUCATION HIGHLIGHTS AT PRESIDENT LINCOLN'S COTTAGE

SEPTEMBER–DECEMBER 2013 ■ On display:  
Diary of Albert Nelson See, 150th Pennsylvania  
Volunteer

NOVEMBER 12, 2013 ■ Professional Development  
with DC Collaborative


NOVEMBER 19, 2013 ■ Day-long Recitation of the  
Gettysburg Address

DECEMBER 2013–JUNE 2014 ■ On display:  
Abraham Lincoln's briefcase and photo album  
presented to Tad Lincoln by the 150th Pennsylvania  
Volunteers

APRIL 16, 2014 ■ DC Emancipation Day

MAY 6, 2014 ■ Professional Development  
with DC Collaborative

*For more information on upcoming education and  
public programs visit [www.lincolncottage.org](http://www.lincolncottage.org).*



President Lincoln's Cottage is pleased to announce a new partnership with Field Trip from Niantic Labs @Google. Field Trip is a location-based app that connects people to unique and interesting places. Thanks to this generous donation, over five hundred area students will benefit from bus scholarships and free educational programs courtesy of Field Trip.

*Lincoln*  
PRESIDENT LINCOLN'S COTTAGE  
AT THE SOLDIERS' HOME



National Trust for  
Historic Preservation

AFRH-W 558, 3700 North Capitol Street NW, Washington, DC 20011

PER MIT  
INFO?